

Lesson 6

Showcase and Celebrate your local heritage



Lesson 6

Showcase and celebrate your local heritage

▶ LEARNING OBJECTIVES

- ▶ To develop and expand work beyond the classroom and daily lesson plans, into projects and homework activities that directly involve using and contributing to *Know Your Place*.
- ▶ To provide a final purpose to the work undertaken.
- ▶ To showcase and celebrate your local heritage and all your work towards it.

📎 RESOURCES

▶ RESOURCES PROVIDED

- ▶ Photograph: Pete Insole at Stonehenge!

+ RESOURCES REQUIRED

- ▶ Online access to *Know Your Place*
- ▶ Paper, pens, coloured pencils, camera
- ▶ Work from previous lessons
- ▶ Further sources of information

⚙️ ACTIVITIES

- ▶ **Showcase:** My favourite place, Finding out about your community, Class community contribution, Family walk
- ▶ **Celebrate:** Blog post, Photo album, Pop up museum, Celebration assembly.

▶ OUTCOMES

- ▶ Pupils should showcase, display or upload their work and research that they have completed and collected throughout previous lessons.

▶ OUTPUTS

- ▶ A submitted contribution onto *Know Your Place*
- ▶ Display or collection of work
- ▶ Showcase and celebration of work
- ▶ Family involvement with *Know Your Place*

▶ OTHER SUBJECTS

- ▶ ICT
- ▶ Art
- ▶ English

Lesson 6 Showcase

Showcase and celebrate your local heritage

- ▶ Adding your own research to *Know Your Place* is valuable for others as well as yourself! It provides a free community heritage resource, available for all to use and an ideal, easy platform for schools, education and interest groups to share their work publicly that can be accessed by anybody online.

(Note: you will need to allow time for contributions to be moderated and published. This will take between 5 and 15 working days)

⚙️ My favourite place

- ▶ **Think about a local place that you enjoy going to.**

Maybe it's your local park where you walk the dog, your favourite place where you play with your friends, your grandparent's house or your favourite shop!

+ See template for adding records in lesson 4. You could use the 'I Know my Place survey sheet' as a template and adapt it for this activity.

📷 If you can, take a photograph of it!

? Why do you like coming here?
Find out more about the site, its history, photographs of it or what was there before.

- 📺 Take the photograph and any information you collect into school and ask your teacher to help you upload it onto *Know Your Place* by following the instructions from lesson 2.

Lesson 6 Showcase

Showcase and celebrate your local heritage

⚙ Finding out about your community

▶ Collect 3 different memories, stories or local knowledge about your local area from a family member, neighbour or family friend.

✎ Record their **name**, the **questions you ask**, any **dates, answers** or **information they give you** and write the conversation as a script.

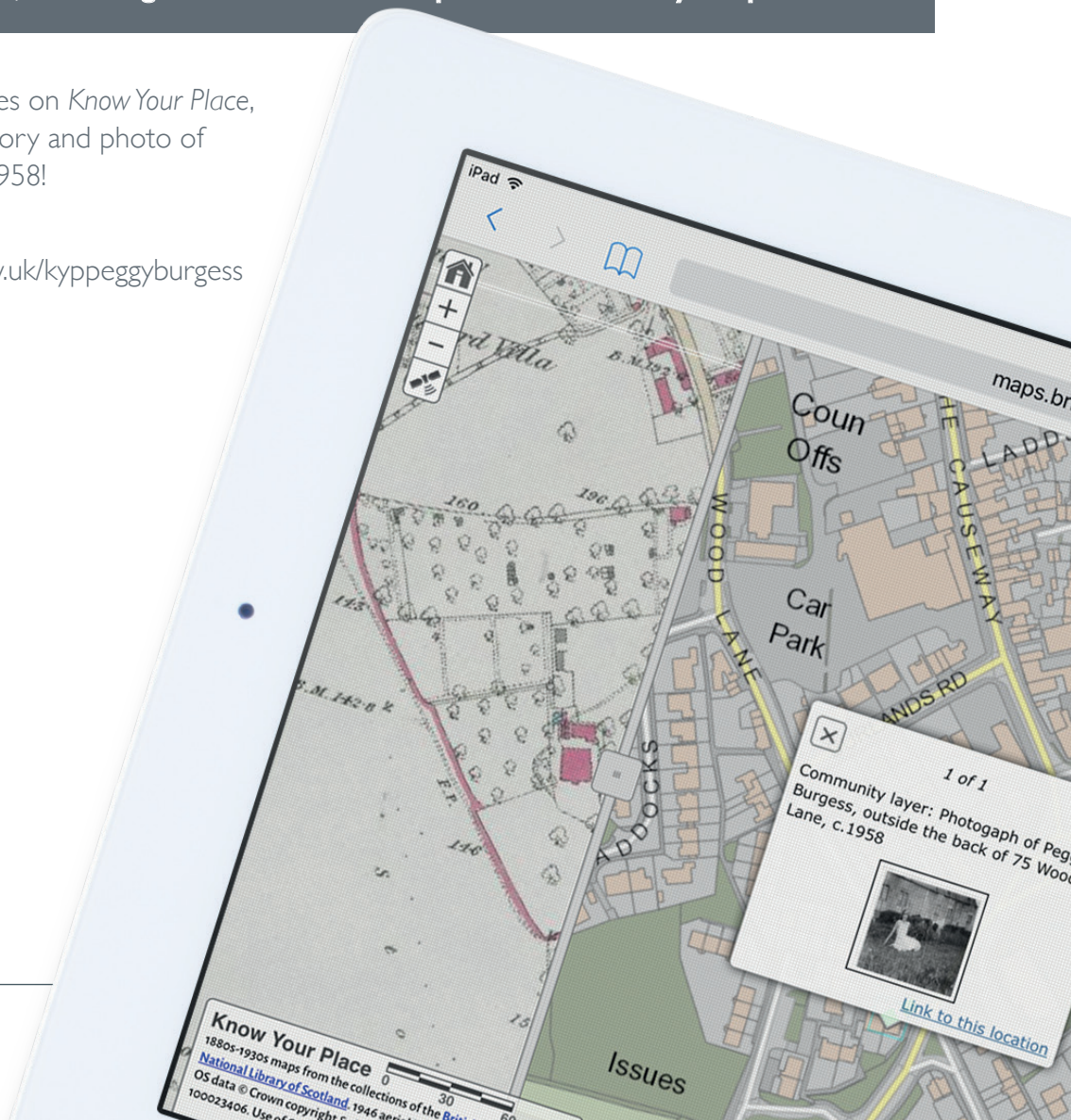
❓ Collect photographs if you can!
What do they remember about the area when they were younger?
What was their favourite place as a child?

▶ Present your findings to the rest of the class and upload your favourite story onto *Know Your Place*. **If you have photos, don't forget to ask the owner's permission before you upload them!**

📺 Find other examples on *Know Your Place*, including this memory and photo of Peggy Burgess in 1958!

See it here:

🔗 www.southglos.gov.uk/kyppeggyburgess



Lesson 6 Showcase

Showcase and celebrate your local heritage

⚙️ Class community contribution

- ▶ Collect information as a class on your school, street or local high street for a community contribution.

For example:
The history

what it used
to be before

photographs

when it
was built

- ▶ Put your information together into a contribution for *Know Your Place*.

You could also use the information you've collected from previous lessons. Pupils could have different roles i.e. research, collecting photographs or typing up information.

⚙️ Family walk

Take your parents or family on a short walk around your local area using Know Your Place on a mobile phone or tablet.

Show them how the area has changed through time and what used to be there before!
What else would they like to find out on Know Your Place?

Lesson 6 Celebrate

Showcase and celebrate your local heritage


Blog post

- ▶ If you have a school or organisational blog, write a blog post about your activities in the classroom and what you've learnt about your local history and heritage!

Photo album

- ▶ Look at the photograph of Pete at Stonehenge included in the resources below.
This is a family photo and shows Pete aged 3 and a half on a family visit to Stonehenge.
- ▶ What famous landmarks have you visited with your family?
 - ▶ What do you remember about the day?



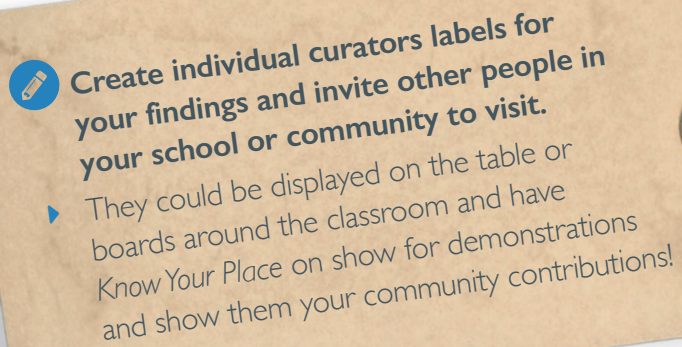
-  Bring in some of your own family photographs from home and make a class photo album or scrap book.
-  Write down your memories and any relevant information to go with the photo.

Lesson 6 Celebrate

Showcase and celebrate your local heritage

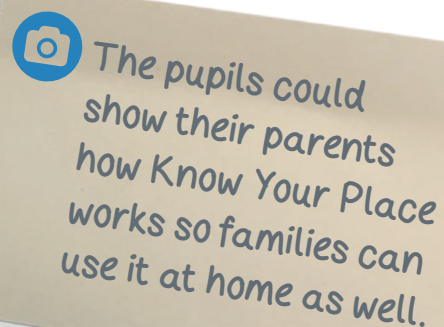
Pop up museum

- ▶ Create a pop up museum in the classroom of all the pictures, stories and information you've collected individually and as a class over the series of lessons.

- 
- ▶ Create individual curators labels for your findings and invite other people in your school or community to visit.
 - ▶ They could be displayed on the table or boards around the classroom and have *Know Your Place* on show for demonstrations and show them your community contributions!

Celebration Assembly

- ▶ Arrange an afternoon, evening or meeting for the children to put together and showcase their work to other pupils, teachers, staff, leaders, family and friends.
- ▶ Showcase the pupil's community contributions on *Know Your Place* (allow 5-15 working days for contributions to be moderated and published), invite families and friends to a pop up museum and encourage pupils to present their research projects.

- 
- ▶ The pupils could show their parents how *Know Your Place* works so families can use it at home as well.

Lesson 6

Further sources of information

Regional archives

- ▶ **Bath Record Office:** www.batharchives.co.uk
- ▶ **Bristol Archives:** www.bristolmuseums.org.uk/bristol-archives
- ▶ **Gloucestershire Archives:** www.gloucestershire.gov.uk/archives
- ▶ **Somerset Archives:** www.swheritage.org.uk/somerset-archives
- ▶ **Wiltshire and Swindon History Centre:** www.wshc.eu

Local museums:

For more information on regional museums in your area, use the following links:

- ▶ **Association of Independent Museums:** www.aim-museums.co.uk
- ▶ **Museums Association:** www.museumsassociation.org/your-area/south-west
- ▶ **South West Federation of Museums:** www.swfed.org.uk
- ▶ **Museum Development Officer's:** www.swfed.org.uk/your-county

MDOs, or Museum Development Officers, do everything from giving vital 'grass roots' support to volunteer-led museums, to opening up opportunities for everyone to benefit from regional and national initiatives. They offer a crucial two-way conduit between governmental agendas and the chalk face of daily museum life, and often they open doors to funding that a museum could not achieve alone.

Lesson 6

Further sources of information

Online Resources

- ▶ **Britain from above:**
<https://www.historicengland.org.uk/images-books/archive/collections/aerial-photos/>
- ▶ **British Library - Maps:** www.bl.uk/subjects/maps
- ▶ **Getmapping:** www.getmapping.com
- ▶ **Heritage at risk:** www.historicengland.org.uk/advice/heritage-at-risk
- ▶ **Historic England Aerial photos:**
www.historicengland.org.uk/images-books/archive/collections/aerial-photos
- ▶ **Historic Environment Records:** www.heritagegateway.org.uk/Gateway/CHR
- ▶ **National Archives:** www.nationalarchives.gov.uk
- ▶ **National Library of Scotland – Map Images:** maps.nls.uk
- ▶ **Ordnance Survey Abbreviations:** www.maps.nls.uk/os/abbrev/index.html
- ▶ **Ordnance Survey:** www.ordnancesurvey.co.uk
- ▶ **Pastscape:** www.pastscape.org.uk
- ▶ **Search UK war memorials:** www.iwm.org.uk/memorials/search
- ▶ **Somerset Voices website:** www.somersetvoices.org.uk

Other Resources

- ▶ **Census records, street directories, log books, Parish registers**

History Groups

You can find information about most local history groups through a quick internet search, local newspapers or social media.

- ▶ **Otherwise there are a list of local history groups across the UK here:**
www.local-history.co.uk/Groups

Lesson 6 Celebrate

Showcase and celebrate your local heritage



Photo album: Pete Insole at Stonehenge aged 3 ½



Available from www.southglos.gov.uk/kyppeteinsole